



**SOUTH FLORIDA WORKFORCE INVESTMENT BOARD  
FINANCE AND EFFICIENCY  
COUNCIL MEETING  
THURSDAY, April 16, 2020  
8:00 A.M.**

General Attendee URL: <https://attendee.gotowebinar.com/register/8325760837013782029> □ □

Webinar ID: 446-050-219 □ □

Access Code: Will be provided upon registration □ □

**AGENDA**

1. Call to Order and Introductions
2. Approval of Finance and Efficiency Council Meeting Minutes
  - A. February 20, 2020
3. Information – Financial Report – February 2020
4. Information – Bank Reconciliation – February 2020 and March 2020
5. Information – PY2020-21 Draft In-State Allocations
6. Recommendation as to Approval to Accept Workforce Innovation and Opportunity Administration (WIOA) State Level Performance Incentive Funds

South Florida Workforce Investment Board dba CareerSource South Florida is an equal opportunity employer/program. Auxiliary aids and services are available upon request to individuals with disabilities. All voice telephone numbers on this document may be reached by persons using TTY/TDD equipment via the Florida Relay Service at 711.

"Members of the public shall be given a reasonable opportunity to be heard on a specific agenda item, but must register with the agenda clerk prior to being heard."



**SFWIB FINANCE AND EFFICIENCY COUNCIL**

**AGENDA ITEM NUMBER: 2A**

**DATE:** April 16, 2020 at 8:00AM

**AGENDA ITEM SUBJECT: MEETING MINUTES**

February 20, 2020 at 8:00am

Doubletree Miami Airport Hotel – Convention Center (2<sup>nd</sup> floor)

711 NW 72<sup>nd</sup> Avenue

Miami, FL 33126

COMMITTEE MEMBERS IN ATTENDANCE	COMMITTEE MEMBERS NOT IN ATTENDANCE	OTHER ATTENDEES
<ol style="list-style-type: none"> <li>1. Gibson, Charles A, <i>Chairman</i></li> <li>2. Perez, Andy, <i>Vice-Chairman</i></li> <li>3. Datorre, Roberto</li> <li>4. Lampon, Brenda</li> </ol>	<ol style="list-style-type: none"> <li>5. Adrover, Bernardo</li> <li>6. Bridges, Jeff</li> <li>7. Davis-Raiford, Lucia</li> <li>8. Maxwell, Michelle</li> <li>9. Scott, Kenneth</li> </ol>  <p><b>SFWIB STAFF</b>            Beasley, Rick            Ford, Odell</p>	<p>****NONE****</p>

Agenda items are displayed in the order they were discussed.

**1. Call to Order and Introductions**

Finance & Efficiency Council (FEC) Chairman Gibson called the meeting to order at 8:30am. Quorum of members present had not been achieved.

**2. Approval of Finance and Efficiency Council Meeting of February 19, 2019, April 18, 2019, June 25, 2019, September 5, 2019, December 12, 2019 and February 16, 2020**

Deferred due to lack of quorum

**3. Information – Financial Report – December 2019**

FEC Chairman Gibson presented the item and SFWIB Assistant Director Odell Ford presented the financial report with the following updates:

- Youth Services – 28.7% versus the standard rate 50%
- Training and Support Services - \$1,226,436 or 8.8%
- Other Programs & Projects – 33.8% versus the standard rate of 50%

FEC Vice-Chairman Perez asked whether if the 3-year is for all training providers.

[Mr. Datorre arrived]

Mr. Beasley responded, “Yes”.

Chairman Gibson shared his concern regarding current delays.

Ms. Lampon briefly explained the legal delegations.

There was continued discussion regarding executed contracts and invoices.

Mr. Ford continued with the financial report.

Vice-Chairman Perez shared his concerns regarding the low percentage for training and support services. Executive Director Rick Beasley and Mr. Ford provided further details.

There was continued discussion.

Vice-Chairman Perez asked whether if the three-year term is with every training provider. Mr. Beasley responded, “Yes”. He provided further details.

Mr. Ford with the presentation and review of agency summaries.

**4. Information – Bank Reconciliation – December 2019 and January 2020**

FEC Chairman Gibson introduced the item and Mr. Ford further presented.

No further questions or discussions.

**5. Information- Fiscal Monitoring Activity Reports**

Chairman Gibson introduced the item. Mr. Ford further presented.

No further questions or discussions.

**6. Recommendation as to Approval to Accept Workforce Innovation and Opportunity Administration (WIOA) State Level Funds**

Chairman Gibson introduced the item. Mr. Ford further presented.

Chairman Perez asked whether if staff can seek legal counsel on waiving approval of funding less than \$25,000 to \$50,000. Mr. Beasley provided shared his thoughts on proposed request.

The consensus of the members present moved the item to the full Board for approval.

**7. Recommendation as to Approval to Accept and Allocate Comcast Funds**

Chairman Gibson introduced the item and Mr. Beasley further presented.

Consensus of the members present moved the approval of this item.

**8. Recommendation as to Approval to Accept Wagner-Peyser Funds and Revise PY 2019-20 Budget**

Chairman Gibson introduced the item and Mr. Beasley further presented.

Consensus of the members present moved the approval of this item.

**Prior to meeting adjournment, the following had been discussed:**

- There was discussion regarding registrations and placements.
- Chairman Gibson requested the meeting minutes of December 12, 2019 be corrected (scrivener's error) to reflect that Ms. Lampon was present. Staff assured this would be corrected accordingly.
- Chairman Gibson inquired about the "SFWIB Staff" (column /section) and Mr. Beasley explained that it lists SFWIB staff present at the FEC meeting.

There being no further business to come before the Council, the meeting adjourned at 9:26am.



**SFWIB FINANCE EFFICIENCY COUNCIL**

**DATE:** 4/16/2020

**AGENDA ITEM NUMBER:** 3

**AGENDA ITEM SUBJECT:** FINANCIAL REPORT

**AGENDA ITEM TYPE:** **INFORMATIONAL**

**RECOMMENDATION:** N/A

**STRATEGIC GOAL:** **HIGH ROI THROUGH CONTINUOUS IMPROVEMENT**

**STRATEGIC PROJECT:** **Strengthen workforce system accountability**

**BACKGROUND:**

The Finance and Efficiency Council's primary goal is to work to ensure that the Board is in good financial health, its assets are protected, and its resources are used appropriately and accounted for sufficiently. Accordingly, the attached un-audited financial report for the month of February 2020 is being presented for review by the Board members.

**FUNDING:** N/A

**PERFORMANCE:** N/A

*ATTACHMENT*



**SFWIB FINANCE EFFICIENCY COUNCIL**

**DATE:** 4/16/2020

**AGENDA ITEM NUMBER:** 4

**AGENDA ITEM SUBJECT:** BANK RECONCILIATION

**AGENDA ITEM TYPE:** **INFORMATIONAL**

**RECOMMENDATION:** N/A

**STRATEGIC GOAL:** **HIGH ROI THROUGH CONTINUOUS IMPROVEMENT**

**STRATEGIC PROJECT:** **Strengthen workforce system accountability**

**BACKGROUND:**

The Finance and Efficiency Council's primary goal is to work to ensure that the Board is in good financial health, its assets are protected, and its resources are used appropriately and accounted for sufficiently.

Based on the Internal Control Procedures recommended by the Department of Economic Opportunity of the State of Florida, the Finance Committee, at its April 2, 2009 meeting, requested a monthly cash reconciliation report be provided at every committee meeting. Accordingly, the attached cash reconciliations for the months of February 2020 and March 2020 are being presented to the Council for review.

**FUNDING:** N/A

**PERFORMANCE:** N/A


*ATTACHMENT*

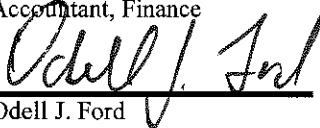
**South Florida Workforce Investment Board  
Reconcile Cash Accounts**

**Reconciliation Date: 2/29/2020**

**Cash Account: 1102 Cash -General Operating Account**

	<u>Amount (\$)</u>	<u>Number of Transactions</u>
Beginning Book Balance	4,627,649.62	
Less Checks/Vouchers Drawn	(3,034,692.26)	242
Plus Deposits	835.91	1
Checks Voided		
Deposits	4,967,703.98	26
Plus Other Items:		N/A
Unreconciled Items:		N/A
<b>Ending Book Balance</b>	<u><u>6,561,497.25</u></u>	
Bank Balance	7,523,167.83	
Less Checks/Vouchers Outstanding	(961,670.58)	82
Other Items:		N/A
Plus Deposits In Transit		
Transfer to operating		N/A
Unreconciled Items:		N/A
<b>Reconciled Bank Balance</b>	<u><u>6,561,497.25</u></u>	
<b>Unreconciled Difference</b>	<u><u>0.00</u></u>	

Prepared by:  3/11/2020  
Rondricka L. Jefferies  
Accountant, Finance


Approved by:   
Odell J. Ford  
Assistant Director, Finance


**South Florida Workforce Investment Board  
Reconcile Cash Accounts**

**Reconciliation Date: 3/31/20**

**Cash Account: 1102 Cash -General Operating Account**

	<u>Amount (\$)</u>	<u>Number of Transactions</u>
Beginning Book Balance	6,561,497.25	
Less Checks/Vouchers Drawn	(4,619,697.06)	206
Plus Deposits		
Checks Voided	0.00	0
Deposits	4,646,974.59	18
Plus Other Items:	0.00	0
Unreconciled Items:		
<b>Ending Book Balance</b>	<b>6,588,774.78</b>	
Bank Balance	7,582,963.47	
Less Checks/Vouchers Outstanding	(994,188.69)	63
Other Items:		N/A
Plus Deposits In Transit		
Transfer to operating		N/A
Unreconciled Items:		N/A
<b>Reconciled Bank Balance</b>	<b>6,588,774.78</b>	
<b>Unreconciled Difference</b>	<b>0.00</b>	

Prepared by:  4/9/20  
 Renee Bennett  
 Asst. Controller, Finance

Approved by:   
 Odell Ford  
 Asstant Director, Finance





**SFWIB FINANCE EFFICIENCY COUNCIL**

**DATE:** 4/16/2020

**AGENDA ITEM NUMBER:** 5

**AGENDA ITEM SUBJECT:** PY2020-21 PRELIMINARY IN-STATE ALLOCATION

**AGENDA ITEM TYPE:** **INFORMATIONAL**

**RECOMMENDATION:** N/A

**STRATEGIC GOAL:** **STRONG WORKFORCE SYSTEM LEADERSHIP**

**STRATEGIC PROJECT:** **Strengthen workforce system accountability**

**BACKGROUND:**

On March 16, 2020, the Florida Department of Economic Opportunity released the draft PY2020-21 draft in-state allocations to the regional workforce boards for the Workforce Innovation & Opportunity Act (WIOA) Adult, Dislocated Worker, and Youth Programs, Wagner-Peyser Act Employment Service Program (WP) and Temporary Assistance for Needy Families (TANF). These allocations are based on level funding since DEO has not received any information regarding PY2020 funding amounts.

Utilizing the draft released allocations, PY20-21 draft in-state allocations were calculated to allocate funding for all 24 workforce regions. Based on the projected allocations, SFW is projected to receive \$28.8 million dollars in new funding. The projected allocation is \$5.7 million dollar or 16.7 percent reduction in funding. The new funding by program is listed as the following:

FUNDING BY PROGRAMS	ALLOCATION		Change +/-
	PY2020-21	PY2019-20	
WIOA Adult	\$ 7,169,758	\$ 9,404,985	-23.77%
WIOA Youth	\$ 6,311,994	\$ 8,548,707	-26.16%
WIOA Dislocated Workers	\$ 4,133,011	\$ 4,416,101	-6.41%
Wagner-Peyser	\$ 3,515,708	\$ 3,857,459	-8.86%
TANF	\$ 7,690,007	\$ 8,365,521	-8.07%
<b>TOTAL</b>	<b>\$ 28,820,478</b>	<b>\$ 34,592,773</b>	<b>-16.69%</b>

**FUNDING:** N/A

**PERFORMANCE:** N/A

*ATTACHMENT*

**Program Year 2020 Workforce Innovation and Opportunity Act  
Local Workforce Development Board Formula Allocations – Level Funding**

	LOCAL WORKFORCE DEVELOPMENT BOARDS	WIOA ADULT	WIOA YOUTH	WIOA DISLOCATED WORKER	PY 2020 FINAL ALLOCATION	PY 2019 FINAL ALLOCATION	DIFFERENCE	%
1	CareerSource Escarosa	\$878,011	\$1,107,506	\$624,640	\$2,610,157	\$2,510,584	\$99,573	3.97%
2	CareerSource Okaloosa Walton	\$304,861	\$253,243	\$251,749	\$809,853	\$844,788	(\$34,935)	-4.14%
3	CareerSource Chipola	\$336,173	\$296,383	\$131,978	\$764,534	\$853,358	(\$88,824)	-10.41%
4	CareerSource Gulf Coast	\$603,304	\$518,834	\$437,051	\$1,559,189	\$1,370,935	\$188,254	13.73%
5	CareerSource Capital Region	\$992,156	\$1,925,492	\$500,971	\$3,418,619	\$3,127,625	\$290,994	9.30%
6	CareerSource North Florida	\$328,066	\$317,441	\$150,171	\$795,678	\$807,918	(\$12,240)	-1.52%
7	CareerSource Florida Crown	\$313,501	\$389,463	\$123,820	\$826,784	\$739,814	\$86,970	11.76%
8	CareerSource Northeast Florida	\$2,980,388	\$3,061,542	\$2,607,129	\$8,649,059	\$7,719,603	\$929,456	12.04%
9	CareerSource North Central Florida	\$663,380	\$1,367,457	\$310,930	\$2,341,767	\$2,137,270	\$204,497	9.57%
10	CareerSource Citrus Levy Marion	\$1,530,969	\$1,468,217	\$716,969	\$3,716,155	\$3,445,699	\$270,456	7.85%
11	CareerSource Flagler Volusia	\$1,043,875	\$1,012,308	\$1,019,920	\$3,076,103	\$3,117,695	(\$41,592)	-1.33%
12	CareerSource Central Florida	\$3,405,269	\$3,577,912	\$4,095,666	\$11,078,847	\$11,324,382	(\$245,535)	-2.17%
13	CareerSource Brevard	\$816,021	\$731,255	\$839,064	\$2,386,340	\$2,436,933	(\$50,593)	-2.08%
14	CareerSource Pinellas	\$1,266,586	\$988,126	\$1,373,699	\$3,628,411	\$3,775,576	(\$147,165)	-3.90%
15	CareerSource Tampa Bay	\$3,116,621	\$3,395,717	\$2,306,797	\$8,819,135	\$7,723,834	\$1,095,301	14.18%
16	CareerSource Pasco Hernando	\$1,237,345	\$1,144,126	\$1,056,200	\$3,437,671	\$3,461,941	(\$24,270)	-0.70%
17	CareerSource Polk	\$1,908,730	\$1,829,655	\$1,087,866	\$4,826,251	\$4,446,215	\$380,036	8.55%
18	CareerSource Suncoast	\$1,018,693	\$836,458	\$893,114	\$2,748,265	\$2,621,789	\$126,476	4.82%
19	CareerSource Heartland	\$673,597	\$731,009	\$293,841	\$1,698,447	\$1,508,068	\$190,379	12.62%
20	CareerSource Research Coast	\$1,156,439	\$1,038,528	\$1,039,173	\$3,234,140	\$3,531,319	(\$297,179)	-8.42%
21	CareerSource Palm Beach County	\$2,439,102	\$2,249,054	\$2,350,105	\$7,038,261	\$7,325,522	(\$287,261)	-3.92%
22	CareerSource Broward	\$2,813,602	\$2,424,013	\$3,211,774	\$8,449,389	\$8,734,495	(\$285,106)	-3.26%
23	CareerSource South Florida	\$7,169,758	\$6,311,994	\$4,133,011	\$17,614,763	\$20,465,378	(\$2,850,615)	-13.93%
24	CareerSource Southwest Florida	\$2,402,175	\$2,029,204	\$1,717,086	\$6,148,465	\$5,645,542	\$502,923	8.91%
	<b>STATEWIDE TOTALS</b>	<b>\$39,398,622</b>	<b>\$39,004,937</b>	<b>\$31,272,724</b>	<b>\$109,676,283</b>	<b>\$109,676,283</b>	<b>\$0</b>	<b>0.00%</b>

**Program Year 2020 Workforce Innovation and Opportunity Act  
Adult Program Local Workforce Development Board Formula Allocations – Level Funding**

LOCAL WORKFORCE DEVELOPMENT BOARDS	AREA OF SUBSTANTIAL UNEMPLOYMENT				ECONOMICALLY DISADVANTAGED		LWDB SHARE	HH *	PY 2020	PY 2019	DIFFERENCE	%
	FORCE	Total	Rate	Excess	Total	Excess			FINAL	FINAL		
									ALLOCATION	ALLOCATION		
1 CareerSource Escarosa	33,433	2,177	6.5%	673	41,790	38,950	0.022285312		\$878,011	\$846,160	\$31,851	3.76%
2 CareerSource Okaloosa Walton	5,644	365	6.5%	111	21,615	20,017	0.007737852		\$304,861	\$314,861	(\$10,000)	-3.18%
3 CareerSource Chipola	0	0	0.0%	0	25,000	24,470	0.008532612	*	\$336,173	\$363,430	(\$27,257)	-7.50%
4 CareerSource Gulf Coast	29,813	1,927	6.5%	585	21,215	19,971	0.015312812		\$603,304	\$377,185	\$226,119	59.95%
5 CareerSource Capital Region	44,513	2,874	6.5%	871	40,125	37,760	0.025182501		\$992,156	\$902,163	\$89,993	9.98%
6 CareerSource North Florida	2,464	181	7.3%	70	25,780	25,192	0.008326828		\$328,066	\$321,656	\$6,410	1.99%
7 CareerSource Florida Crown	5,735	392	6.8%	134	20,915	20,328	0.007957157		\$313,501	\$274,755	\$38,746	14.10%
8 CareerSource Northeast Florida	127,686	8,241	6.5%	2,495	128,970	118,938	0.075647021		\$2,980,388	\$2,552,829	\$427,559	16.75%
9 CareerSource North Central Florida	26,895	1,739	6.5%	529	30,035	28,173	0.016837638		\$663,380	\$600,875	\$62,505	10.40%
10 CareerSource Citrus Levy Marion	70,804	4,603	6.5%	1,417	58,350	54,871	0.038858446		\$1,530,969	\$1,379,079	\$151,890	11.01%
11 CareerSource Flagler Volusia	16,334	1,091	6.7%	356	58,470	54,692	0.026495208	*	\$1,043,875	\$1,085,558	(\$41,683)	-3.84%
12 CareerSource Central Florida	60,217	3,895	6.5%	1,185	217,270	199,789	0.086431179	*	\$3,405,269	\$3,568,177	(\$162,908)	-4.57%
13 CareerSource Brevard	9,106	642	7.1%	232	44,825	39,907	0.020711923	*	\$816,021	\$875,014	(\$58,993)	-6.74%
14 CareerSource Pinellas	24,207	1,566	6.5%	477	79,745	73,560	0.032147977	*	\$1,266,586	\$1,350,737	(\$84,151)	-6.23%
15 CareerSource Tampa Bay	144,699	9,403	6.5%	2,892	119,555	110,327	0.079104831		\$3,116,621	\$2,615,433	\$501,188	19.16%
16 CareerSource Pasco Hernando	48,708	3,144	6.5%	952	58,025	54,230	0.031405794		\$1,237,345	\$1,284,150	(\$46,805)	-3.64%
17 CareerSource Polk	95,568	6,183	6.5%	1,882	66,330	61,001	0.048446610		\$1,908,730	\$1,696,330	\$212,400	12.52%
18 CareerSource Suncoast	34,301	2,235	6.5%	691	54,215	49,638	0.025856059		\$1,018,693	\$971,242	\$47,451	4.89%
19 CareerSource Heartland	26,221	1,693	6.5%	513	31,355	30,209	0.017096970		\$673,597	\$594,221	\$79,376	13.36%
20 CareerSource Research Coast	28,536	1,847	6.5%	563	53,715	49,826	0.029352277	*	\$1,156,439	\$1,313,423	(\$156,984)	-11.95%
21 CareerSource Palm Beach County	98,767	6,382	6.5%	1,937	114,350	101,357	0.061908295		\$2,439,102	\$2,576,812	(\$137,710)	-5.34%
22 CareerSource Broward	92,623	5,977	6.5%	1,809	152,310	133,899	0.071413704	*	\$2,813,602	\$2,957,419	(\$143,817)	-4.86%
23 CareerSource South Florida	305,138	19,720	6.5%	5,989	318,205	282,625	0.181979957		\$7,169,758	\$8,474,099	(\$1,304,341)	-15.39%
24 CareerSource Southwest Florida	96,064	6,206	6.5%	1,883	112,795	102,030	0.060971037		\$2,402,175	\$2,103,014	\$299,161	14.23%
<b>STATEWIDE TOTALS</b>	<b>1,427,476</b>	<b>92,483</b>	<b>6.5%</b>	<b>28,246</b>	<b>1,894,960</b>	<b>1,731,760</b>	<b>1.000000000</b>		<b>\$39,398,622</b>	<b>\$39,398,622</b>	<b>\$0</b>	<b>0.00%</b>

**Program Year 2020 Workforce Innovation and Opportunity Act  
Youth Program Local Workforce Development Board Formula Allocations – Level Funding**

	LOCAL WORKFORCE DEVELOPMENT BOARDS	AREA OF SUBSTANTIAL UNEMPLOYMENT				ECONOMICALLY DISADVANTAGED		LWDB SHARE	HH *	PY 2020	PY 2019	DIFFERENCE	%	
		FORCE	UNEMPLOYED		Total	Excess	Total			Excess	FINAL			FINAL
			Total	Rate							Excess			ALLOCATION
1	CareerSource Escarosa	33,433	2,177	6.5%	673	9,625	6,785	0.028394002		\$1,107,506	\$1,030,729	\$76,777	7.45%	
2	CareerSource Okaloosa Walton	5,644	365	6.5%	111	3,155	1,557	0.006492600		\$253,243	\$268,126	(\$14,883)	-5.55%	
3	CareerSource Chipola	0	0	0.0%	0	2,530	2,000	0.007598606	*	\$296,383	\$320,527	(\$24,144)	-7.53%	
4	CareerSource Gulf Coast	29,813	1,927	6.5%	585	2,665	1,421	0.013301757		\$518,834	\$352,012	\$166,822	47.39%	
5	CareerSource Capital Region	44,513	2,874	6.5%	871	16,765	14,400	0.049365345		\$1,925,492	\$1,721,650	\$203,842	11.84%	
6	CareerSource North Florida	2,464	181	7.3%	70	3,205	2,617	0.008138480	*	\$317,441	\$341,885	(\$24,444)	-7.15%	
7	CareerSource Florida Crown	5,735	392	6.8%	134	3,795	3,208	0.009984976		\$389,463	\$325,667	\$63,796	19.59%	
8	CareerSource Northeast Florida	127,686	8,241	6.5%	2,495	23,895	13,863	0.078491139		\$3,061,542	\$2,611,709	\$449,833	17.22%	
9	CareerSource North Central Florida	26,895	1,739	6.5%	529	12,630	10,768	0.035058557		\$1,367,457	\$1,217,361	\$150,096	12.33%	
10	CareerSource Citrus Levy Marion	70,804	4,603	6.5%	1,417	9,135	5,656	0.037641818		\$1,468,217	\$1,346,572	\$121,645	9.03%	
11	CareerSource Flagler Volusia	16,334	1,091	6.7%	356	9,540	5,762	0.025953341	*	\$1,012,308	\$1,071,729	(\$59,421)	-5.54%	
12	CareerSource Central Florida	60,217	3,895	6.5%	1,185	41,870	24,389	0.091729714	*	\$3,577,912	\$3,744,098	(\$166,186)	-4.44%	
13	CareerSource Brevard	9,106	642	7.1%	232	6,955	2,037	0.018747763	*	\$731,255	\$786,225	(\$54,970)	-6.99%	
14	CareerSource Pinellas	24,207	1,566	6.5%	477	10,995	4,810	0.025333365	*	\$988,126	\$1,033,026	(\$44,900)	-4.35%	
15	CareerSource Tampa Bay	144,699	9,403	6.5%	2,892	24,470	15,242	0.087058655		\$3,395,717	\$2,829,176	\$566,541	20.02%	
16	CareerSource Pasco Hernando	48,708	3,144	6.5%	952	8,835	5,040	0.029332845		\$1,144,126	\$1,168,846	(\$24,720)	-2.11%	
17	CareerSource Polk	95,568	6,183	6.5%	1,882	11,275	5,946	0.046908298		\$1,829,655	\$1,687,332	\$142,323	8.43%	
18	CareerSource Suncoast	34,301	2,235	6.5%	691	7,835	3,258	0.021444917		\$836,458	\$771,008	\$65,450	8.49%	
19	CareerSource Heartland	26,221	1,693	6.5%	513	5,350	4,204	0.018741440		\$731,009	\$634,815	\$96,194	15.15%	
20	CareerSource Research Coast	28,536	1,847	6.5%	563	7,875	3,986	0.026625549	*	\$1,038,528	\$1,180,934	(\$142,406)	-12.06%	
21	CareerSource Palm Beach County	98,767	6,382	6.5%	1,937	19,235	6,242	0.057660744	*	\$2,249,054	\$2,416,660	(\$167,606)	-6.94%	
22	CareerSource Broward	92,623	5,977	6.5%	1,809	23,310	4,899	0.062146319	*	\$2,424,013	\$2,531,287	(\$107,274)	-4.24%	
23	CareerSource South Florida	305,138	19,720	6.5%	5,989	45,510	9,930	0.161825492	*	\$6,311,994	\$7,704,219	(\$1,392,225)	-18.07%	
24	CareerSource Southwest Florida	96,064	6,206	6.5%	1,883	17,310	6,545	0.052024278		\$2,029,204	\$1,909,344	\$119,860	6.28%	
<b>STATEWIDE TOTALS</b>		<b>1,427,476</b>	<b>92,483</b>	<b>6.5%</b>	<b>28,246</b>	<b>327,765</b>	<b>164,565</b>	<b>1.000000000</b>		<b>\$39,004,937</b>	<b>\$39,004,937</b>	<b>\$0</b>	<b>0.00%</b>	

**Program Year 2020 Workforce Innovation and Opportunity Act  
Dislocated Worker Program Local Workforce Development Board Formula Allocations – Level Funding**

		20%	25%	25%	30%		HH	PY 2020	PY 2019		
	LOCAL WORKFORCE DEVELOPMENT BOARDS	UC CLAIMANTS	UC CONCENTRATION	MASS LAYOFF	LONG-TERM UNEMPLOYED	LWDB SHARE	*	FINAL ALLOCATION	FINAL ALLOCATION	DIFFERENCE	%
1	CareerSource Escarosa	653	7,121	6,123	94	0.019973971		\$624,640	\$633,695	(\$9,055)	-1.43%
2	CareerSource Okaloosa Walton	243	3,490	2,304	34	0.008050121		\$251,749	\$261,801	(\$10,052)	-3.84%
3	CareerSource Chipola	119	1,490	1,184	22	0.004220236	*	\$131,978	\$169,401	(\$37,423)	-22.09%
4	CareerSource Gulf Coast	283	3,696	3,185	123	0.013975475		\$437,051	\$641,738	(\$204,687)	-31.90%
5	CareerSource Capital Region	437	5,986	4,777	84	0.016019437		\$500,971	\$503,812	(\$2,841)	-0.56%
6	CareerSource North Florida	149	1,646	1,318	27	0.004801994		\$150,171	\$144,377	\$5,794	4.01%
7	CareerSource Florida Crown	115	1,570	1,033	21	0.003959374		\$123,820	\$139,392	(\$15,572)	-11.17%
8	CareerSource Northeast Florida	2,674	25,529	26,304	447	0.083367495		\$2,607,129	\$2,555,065	\$52,064	2.04%
9	CareerSource North Central Florida	268	4,452	2,648	47	0.009942526		\$310,930	\$319,034	(\$8,104)	-2.54%
10	CareerSource Citrus Levy Marion	727	8,191	6,121	125	0.022926340		\$716,969	\$720,048	(\$3,079)	-0.43%
11	CareerSource Flagler Volusia	1,018	10,562	9,234	187	0.032613711		\$1,019,920	\$960,408	\$59,512	6.20%
12	CareerSource Central Florida	3,944	42,273	40,316	718	0.130966093		\$4,095,666	\$4,012,107	\$83,559	2.08%
13	CareerSource Brevard	837	9,062	7,876	144	0.026830537		\$839,064	\$775,694	\$63,370	8.17%
14	CareerSource Pinellas	1,368	14,713	12,697	241	0.043926418		\$1,373,699	\$1,391,813	(\$18,114)	-1.30%
15	CareerSource Tampa Bay	2,302	23,152	21,915	417	0.073763875		\$2,306,797	\$2,279,225	\$27,572	1.21%
16	CareerSource Pasco Hernando	1,061	11,327	9,390	190	0.033773848		\$1,056,200	\$1,008,945	\$47,255	4.68%
17	CareerSource Polk	1,078	11,280	10,480	190	0.034786426		\$1,087,866	\$1,062,553	\$25,313	2.38%
18	CareerSource Suncoast	861	11,460	7,558	144	0.028558874		\$893,114	\$879,539	\$13,575	1.54%
19	CareerSource Heartland	293	3,186	2,403	56	0.009396068		\$293,841	\$279,032	\$14,809	5.31%
20	CareerSource Research Coast	1,093	10,563	8,894	195	0.033229360		\$1,039,173	\$1,036,962	\$2,211	0.21%
21	CareerSource Palm Beach County	2,376	23,969	21,745	425	0.075148724		\$2,350,105	\$2,332,050	\$18,055	0.77%
22	CareerSource Broward	3,241	31,706	29,269	604	0.102702073		\$3,211,774	\$3,245,789	(\$34,015)	-1.05%
23	CareerSource South Florida	4,027	34,028	35,432	722	0.132160204	*	\$4,133,011	\$4,287,060	(\$154,049)	-3.59%
24	CareerSource Southwest Florida	1,670	20,241	14,529	301	0.054906820		\$1,717,086	\$1,633,184	\$83,902	5.14%
<b>STATEWIDE TOTALS</b>		<b>30,837</b>	<b>320,693</b>	<b>286,735</b>	<b>5,558</b>	<b>1.000000000</b>		<b>\$31,272,724</b>	<b>\$31,272,724</b>	<b>\$0</b>	<b>0.00%</b>

**Program Year 2020 Wagner-Peyser Act  
Local Workforce Development Board Formula Allocations – Level Funding**

LOCAL WORKFORCE DEVELOPMENT BOARDS		2/3 CIVILIAN LABOR FORCE	1/3 UNEMPLOYED INDIVIDUALS	LWDB SHARE	PY 2020 FINAL ALLOCATION	PY 2019 FINAL ALLOCATION	DIFFERENCE	%
1	CareerSource Escarosa	228,822	7,121	0.022071379	\$591,827	\$586,217	\$5,610	0.96%
2	CareerSource Okaloosa Walton	128,517	3,490	0.011868847	\$318,254	\$314,207	\$4,047	1.29%
3	CareerSource Chipola	41,228	1,490	0.004190987	\$112,378	\$114,318	(\$1,940)	-1.70%
4	CareerSource Gulf Coast	94,657	3,696	0.009907007	\$265,649	\$272,591	(\$6,942)	-2.55%
5	CareerSource Capital Region	189,247	5,986	0.018354103	\$492,151	\$486,939	\$5,212	1.07%
6	CareerSource North Florida	46,562	1,646	0.004695138	\$125,897	\$125,881	\$16	0.01%
7	CareerSource Florida Crown	47,408	1,570	0.004670802	\$125,244	\$125,091	\$153	0.12%
8	CareerSource Northeast Florida	811,753	25,529	0.078575344	\$2,106,938	\$2,073,344	\$33,594	1.62%
9	CareerSource North Central Florida	150,279	4,452	0.014262742	\$382,445	\$378,699	\$3,746	0.99%
10	CareerSource Citrus Levy Marion	201,726	8,191	0.021438531	\$574,858	\$569,447	\$5,411	0.95%
11	CareerSource Flagler Volusia	301,342	10,562	0.030292346	\$812,266	\$803,384	\$8,882	1.11%
12	CareerSource Central Florida	1,394,250	42,273	0.133328720	\$3,575,109	\$3,503,473	\$71,636	2.04%
13	CareerSource Brevard	284,087	9,062	0.027630990	\$740,904	\$721,634	\$19,270	2.67%
14	CareerSource Pinellas	494,185	14,713	0.046977706	\$1,259,672	\$1,256,254	\$3,418	0.27%
15	CareerSource Tampa Bay	750,269	23,152	0.072164851	\$1,935,046	\$1,894,206	\$40,840	2.16%
16	CareerSource Pasco Hernando	309,864	11,327	0.031631776	\$848,182	\$824,236	\$23,946	2.91%
17	CareerSource Polk	305,752	11,280	0.031318969	\$839,794	\$819,411	\$20,383	2.49%
18	CareerSource Suncoast	369,130	11,460	0.035576614	\$953,960	\$941,480	\$12,480	1.33%
19	CareerSource Heartland	76,582	3,186	0.008217906	\$220,357	\$218,039	\$2,318	1.06%
20	CareerSource Research Coast	284,687	10,563	0.029223493	\$783,606	\$777,010	\$6,596	0.85%
21	CareerSource Palm Beach County	733,663	23,969	0.071943936	\$1,929,122	\$1,914,493	\$14,629	0.76%
22	CareerSource Broward	1,040,519	31,706	0.099665819	\$2,672,463	\$2,664,722	\$7,741	0.29%
23	CareerSource South Florida	1,430,744	34,028	0.131113455	\$3,515,708	\$3,828,623	(\$312,915)	-8.17%
24	CareerSource Southwest Florida	621,489	20,241	0.060878539	\$1,632,412	\$1,600,543	\$31,869	1.99%
<b>STATEWIDE TOTALS</b>		<b>10,336,762</b>	<b>320,693</b>	<b>1.000000000</b>	<b>\$26,814,242</b>	<b>\$26,814,242</b>	<b>\$0</b>	<b>0.00%</b>



SFY 2020-21 TANF

Local Workforce Development Board Formula Allocations – Level Funding

LOCAL WORKFORCE DEVELOPMENT BOARDS		50% SNAP	50% WELFARE CASELOAD	RWB SHARE	HH * FY 2020/21 FINAL ALLOCATION	FY 2019/20 FINAL ALLOCATION	DIFFERENCE	%
1	CareerSource Escarosa	160,229	2,982	0.025677401	\$1,348,446	\$1,237,142	\$111,304	9.00%
2	CareerSource Okaloosa Walton	63,778	814	0.008691261	\$456,421	\$523,497	(\$67,076)	-12.81%
3	CareerSource Chipola	44,743	713	0.006602136	\$346,711	\$326,457	\$20,254	6.20%
4	CareerSource Gulf Coast	62,886	959	0.009074626	\$476,553	\$524,122	(\$47,569)	-9.08%
5	CareerSource Capital Region	118,120	2,243	0.019621857	\$1,030,440	\$1,093,890	(\$63,450)	-5.80%
6	CareerSource North Florida	51,580	534	0.006244361	\$327,922	\$333,895	(\$5,973)	-1.79%
7	CareerSource Florida Crown	52,548	2,355	0.014956492	\$785,439	\$405,296	\$380,143	93.79%
8	CareerSource Northeast Florida	546,935	8,555	0.079941518	\$4,198,121	\$4,185,395	\$12,726	0.30%
9	CareerSource North Central Florida	88,545	1,440	0.013203033	\$693,356	\$721,345	(\$27,989)	-3.88%
10	CareerSource Citrus Levy Marion	194,719	4,109	0.033506924	\$1,759,613	\$1,687,825	\$71,788	4.25%
11	CareerSource Flagler Volusia	202,957	5,016	0.038404098	\$2,016,788	\$1,970,371	\$46,417	2.36%
12	CareerSource Central Florida	907,817	14,726	0.135186316	\$7,099,297	\$7,467,197	(\$367,900)	-4.93%
13	CareerSource Brevard	153,211	3,058	0.025533316	\$1,340,880	\$1,307,535	\$33,345	2.55%
14	CareerSource Pinellas	231,986	5,461	0.042604043	\$2,237,347	\$2,279,121	(\$41,774)	-1.83%
15	CareerSource Tampa Bay	541,208	8,652	0.079989956	\$4,200,665	\$4,234,638	(\$33,973)	-0.80%
16	CareerSource Pasco Hernando	223,243	5,096	0.040242888	\$2,113,352	\$2,018,484	\$94,868	4.70%
17	CareerSource Polk	321,232	5,684	0.050081587	\$2,630,030	\$2,567,825	\$62,205	2.42%
18	CareerSource Suncoast	159,150	2,900	0.025210618	\$1,323,933	\$1,349,133	(\$25,200)	-1.87%
19	CareerSource Heartland	89,686	2,729	0.019402722	\$1,018,932	\$783,546	\$235,386	30.04%
20	CareerSource Research Coast	171,957	1,239	0.018248643	\$958,326	\$945,647	\$12,679	1.34%
21	CareerSource Palm Beach County	400,362	3,391	0.044890530	\$2,357,422	\$2,225,092	\$132,330	5.95%
22	CareerSource Broward	592,729	6,535	0.073648371	\$3,867,637	\$3,807,264	\$60,373	1.59%
23	CareerSource South Florida	1,229,571	11,923	0.146434761	\$7,690,007	\$8,365,521	(\$675,514)	-8.07%
24	CareerSource Southwest Florida	327,510	4,013	0.042602542	\$2,237,269	\$2,154,669	\$82,600	3.83%
STATEWIDE TOTALS		6,936,702	105,127	1.000000000	\$52,514,907	\$52,514,907	\$0	0.00%



**SFWIB FINANCE EFFICIENCY COUNCIL**

**DATE:** 4/16/2020

**AGENDA ITEM NUMBER:** 6

**AGENDA ITEM SUBJECT:** ACCEPTANCE OF WIOA STATE LEVEL PERFORMANCE INCENTIVE FUNDS

**AGENDA ITEM TYPE:** **APPROVAL**

**RECOMMENDATION:** SFWIB staff recommends to the Finance Efficiency Council to recommend to the Board to accept \$143,996 in WIOA State Level Performance Incentive Funds.

**STRATEGIC GOAL:** **STRONG WORKFORCE SYSTEM LEADERSHIP**

**STRATEGIC PROJECT:** **Strengthen workforce system accountability**

**BACKGROUND:**

On April 7, 2020 SFWIB received a Noticed of Fund Availability from the Department of Economic Opportunity (DEO) of the State of Florida for a total award of \$143,996 in Workforce Innovation and Opportunity Act (WIOA) State Level Performance Incentive Funds.

The purpose of this award is to provide foundational skills training to WIOA eligible participants.

**FUNDING:** WIOA Adult, Youth, and Dislocated Worker.

**PERFORMANCE:** N/A

*NO ATTACHMENT*